



*State of South Carolina*  
*Department of Mental Health*

**MENTAL HEALTH COMMISSION:**

Alison Y. Evans, PsyD, Chair  
Sharon L. Wilson, Vice Chair  
Louise Haynes  
Bob Hiott, MEd

2414 Bull Street • P.O. Box 485  
Columbia, SC 29202  
Information: (803) 898-8581

August 2, 2019

**Mark Binkley**  
Interim State Director

The Honorable John Taliaferro (Jay) West, Subcommittee Chair  
South Carolina House of Representatives  
Legislative Oversight Committee  
Healthcare and Regulatory Subcommittee  
Post Office Box 11867  
Columbia, South Carolina 29211

Re: May 10, 2019 Letter

Dear Chairman West:

Thank you for your letter of May 10, 2019 transmitting a number of requests for information following the April 23, 2019 Subcommittee hearing.

Attached is the Department's response to those requests. Please let me know if you or other members have any questions about the information provided.

Sincerely,

A handwritten signature in black ink, appearing to read "Mark W. Binkley".

Mark W. Binkley, JD  
Interim State Director of Mental Health

**MISSION STATEMENT**

To support the recovery of people with mental illnesses.



**SOUTH CAROLINA DEPARTMENT OF MENTAL HEALTH**  
**Answers to Questions from May 10, 2019 Letter of Subcommittee**  
**South Carolina House of Representatives**  
**Legislative Oversight Committee**  
**Healthcare and Regulatory Subcommittee**

**Provide a copy of the agency's most recent Comprehensive Permanent Improvement Plan.**  
See Attachment 1 which includes the 2017 Comprehensive Permanent Improvement Plan for Plan Years 2018-2022, Statewide. See also Attachment 2.

**How many full time equivalent positions has the agency allotted for the GA50 and GA60 classifications?**

Full time equivalent positions allotted for GA 50 and GA60 classifications: as of 7/30/2019

- GA50 – 1,035 filled, 87 vacant =TOTAL 1,122 FTEs
- GA60 – 181 filled, 29 vacant = TOTAL 210 FTEs

**Provide a salary comparison for mental health professionals at DMH and the following:**

- **School districts;**
- **Other state agencies;**
- **Federal agencies; and**
- **Private entities.**

**The comparison should consider geographic locations comparable to the community mental health centers and comparable classifications.**

See Attachment 3. Information from school districts, other state agencies, federal agencies and private entities was not accessible without “inside” information.

**Describe the formal and informal mechanisms used to obtain employee feedback.**

The various methods are among those used to gather employee feedback: Suggestion boxes, employee satisfaction surveys, performance improvement teams for clinical and clinical support (operational, administrative) issues, DMH HR survey to separating employees, facility director employee councils, supervision meetings, communication with HR representatives, accessibility to facility directors/management.

**Describe the procurement process for the planned nursing facilities. Did DMH receive multiple bids for designing and constructing the facilities? Are contracts inclusive of future renovations, or is each renovation bid competitively?**

The SC State procurement procedures were used to post, receive and select design and construction vendors for the new Veterans nursing homes. Construction contracts specify new construction of each facility. 10 bids for Gaffney. 5 bids for Florence. Any future renovations would be addressed with subsequent scope of work/design/construction bids.

[End]



STATE OF SOUTH CAROLINA  
**2017 COMPREHENSIVE PERMANENT IMPROVEMENT PLAN**

For the Plan Years 2018 - 2022

**Statewide**

STATE OF SOUTH CAROLINA  
**COMPREHENSIVE PERMANENT IMPROVEMENT PLAN**

Summary of Proposed Permanent Improvement Projects

| Health and Social Services   | Rank  | State      | Debt | Federal | Other      | Unidentified | Total Sources |
|--|-------|------------|------|---------|------------|--------------|---------------|
| <b>Department of Mental Health</b>                                       |       |            |      |         |            |              |               |
| <b>Plan Year 2018</b>  |       |            |      |         |            |              |               |
| J12-9736-FW; Harris Hospital HVAC/Fire Sprinkler Renovations             | 1/49  |            |      |         | 13,089,595 |              | 13,089,595    |
| J12-9751 Crafts Farrow Campus Electrical Distribution System Renovations | 2/49  | 3,546,000  |      |         | 54,000     |              | 3,600,000     |
| Community Buildings Deferred Maintenance                                 | 3/49  | 3,000,000  |      |         |            |              | 3,000,000     |
| Inpatient Buildings Deferred Maintenance                                 | 4/49  | 700,000    |      |         | 300,000    |              | 1,000,000     |
| Orangeburg MHC Roof Replacement  | 5/49  |            |      |         | 500,000    |              | 500,000       |
| Plan Year 2018 Total   |       | 7,246,000  |      |         | 13,943,595 |              | 21,189,595    |
| <b>Plan Year 2019</b>  |       |            |      |         |            |              |               |
| Anderson-Oconee-Pickens Mental Health Center Construction                | 6/49  | 12,430,000 |      |         |            |              | 12,430,000    |
| Catawba Mental Health Center Construction                                | 7/49  | 12,430,000 |      |         |            |              | 12,430,000    |
| Columbia Area Mental Health Center Construction Phase III                | 8/49  | 8,050,000  |      |         |            |              | 8,050,000     |
| Campbell State Veterans Nursing Home Renovations                         | 9/49  | 3,940,000  |      |         |            |              | 3,940,000     |
| Tucker Center (Roddey Flooring, Laundry & Nurse Call Renovations)        | 10/49 | 2,000,000  |      |         |            |              | 2,000,000     |
| Crafts Farrow Building 29 HVAC Renovations                               | 11/49 | 300,000    |      |         |            |              | 300,000       |
| Demolish six vacant buildings on the Crafts Farrow campus                | 12/49 | 2,135,000  |      |         |            |              | 2,135,000     |
| Morris Village Nursing Station Renovations                               | 13/49 | 450,000    |      |         |            |              | 450,000       |
| Plan Year 2019 Total   |       | 41,735,000 |      |         |            |              | 41,735,000    |

STATE OF SOUTH CAROLINA  
**COMPREHENSIVE PERMANENT IMPROVEMENT PLAN**

Summary of Proposed Permanent Improvement Projects

| <b>Health and Social Services</b>   | <b>Rank</b> | <b>State</b>      | <b>Debt</b> | <b>Federal</b>    | <b>Other</b> | <b>Unidentified</b> | <b>Total Sources</b> |
|---|-------------|-------------------|-------------|-------------------|--------------|---------------------|----------------------|
| <b>Department of Mental Health</b>  |             |                   |             |                   |              |                     |                      |
| <b>Plan Year 2020</b>   |             |                   |             |                   |              |                     |                      |
| Bryan Psychiatric Hospital Roof & HVAC Replacements                         | 14/49       | 2,420,000         |             |                   |              |                     | 2,420,000            |
| Bryan Lodges (Water Isolation, Tile Replacement and Storefront Replacement) | 15/49       | 1,700,000         |             |                   |              |                     | 1,700,000            |
| Bryan & MV Sidewalk Construction, Repairs and Covers                        | 16/49       | 350,000           |             |                   |              |                     | 350,000              |
| Harris Hospital Renovations Lodges A, G, H, J, and K                        | 17/49       | 470,000           |             |                   |              |                     | 470,000              |
| Central Administrative Building Renovation                                  | 18/49       | 2,200,000         |             |                   |              |                     | 2,200,000            |
| Physical Medicine Building A/C and Roof Replacement                         | 19/49       | 350,000           |             |                   |              |                     | 350,000              |
| Morris Village Administrative Modularity and West Classroom Replacement     | 20/49       | 500,000           |             |                   |              |                     | 500,000              |
| J12-9739-AC; State Veterans Nursing Home Northeast                          | 21/49       | 13,790,220        |             | 26,124,695        |              |                     | 39,914,915           |
| J12-9740-AC; State Veterans Nursing Home Northwest                          | 22/49       | 14,397,570        |             | 26,738,345        |              |                     | 41,135,915           |
| J12-9737-AC; State Veterans Nursing Home Central                            | 23/49       | 14,103,658        |             | 26,192,507        |              |                     | 40,296,165           |
| DIS Central Pharmacy Construction   | 24/49       | 1,485,000         |             |                   |              |                     | 1,485,000            |
| Building 29 Roof Replacement  | 25/49       | 1,700,000         |             |                   |              |                     | 1,700,000            |
| <b>Plan Year 2020 Total</b>   |             | <b>53,466,448</b> |             | <b>79,055,547</b> |              |                     | <b>132,521,995</b>   |

STATE OF SOUTH CAROLINA  
**COMPREHENSIVE PERMANENT IMPROVEMENT PLAN**

Summary of Proposed Permanent Improvement Projects


| <b>Health and Social Services</b>  | <b>Rank</b> | <b>State</b>      | <b>Debt</b> | <b>Federal</b> | <b>Other</b> | <b>Unidentified</b> | <b>Total Sources</b> |
|--|-------------|-------------------|-------------|----------------|--------------|---------------------|----------------------|
| <b>Department of Mental Health</b>   |             |                   |             |                |              |                     |                      |
| <b>Plan Year 2021</b>  |             |                   |             |                |              |                     |                      |
| Edgefield Mental Health Clinic Construction  | 26/49       | 2,000,000         |             |                |              |                     | 2,000,000            |
| Construction of a second floor addition to the Charleston MHC Children's Clinic Wing | 27/49       | 3,245,000         |             |                |              |                     | 3,245,000            |
| Harris Hospital Sanitary Sewer System Evaluation and Renovations                     | 28/49       | 540,000           |             |                |              |                     | 540,000              |
| Harris Hospital Activity Shelters Construction                                       | 29/49       | 300,000           |             |                |              |                     | 300,000              |
| Lexington County Community Mental Health Center                                      | 30/49       | 14,000,000        |             |                |              |                     | 14,000,000           |
| Tucker Center Storage Building Construction  | 31/49       | 1,200,000         |             |                |              |                     | 1,200,000            |
| Storm Drainage Improvements at Bryan   | 32/49       | 550,000           |             |                |              |                     | 550,000              |
| Crafts Farrow Campus Road/Parking Lot Repairs and Repavement                         | 33/49       | 1,400,000         |             |                |              |                     | 1,400,000            |
| Kershaw Mental Health Clinic Addition and Roof Replacement                           | 34/49       | 1,800,000         |             |                |              |                     | 1,800,000            |
| Cherokee Mental Health Clinic Construction   | 35/49       | 3,600,000         |             |                |              |                     | 3,600,000            |
| Crafts Farrow Building 17, Public Safety Renovation                                  | 36/49       | 1,680,000         |             |                |              |                     | 1,680,000            |
| Crafts Farrow Building 6 Renovation  | 37/49       | 2,560,000         |             |                |              |                     | 2,560,000            |
| Orangeburg Mental Health Center Renovations  | 38/49       | 150,000           |             |                |              |                     | 150,000              |
| <b>Plan Year 2021 Total</b>  |             | <b>33,025,000</b> |             |                |              |                     | <b>33,025,000</b>    |

STATE OF SOUTH CAROLINA  
**COMPREHENSIVE PERMANENT IMPROVEMENT PLAN**

Summary of Proposed Permanent Improvement Projects

| Health and Social Services  | Rank  | State       | Debt | Federal    | Other      | Unidentified | Total Sources |
|---|-------|-------------|------|------------|------------|--------------|---------------|
| <b>Department of Mental Health</b>  |       |             |      |            |            |              |               |
| <b>Plan Year 2022</b>   |       |             |      |            |            |              |               |
| Construction of a new Pickens Mental Health Center                                | 39/49 | 3,000,000   |      |            |            |              | 3,000,000     |
| Construct a new Aiken Barnwell Mental Health Clinic to replace the Hartzog Clinic | 40/49 | 2,400,000   |      |            |            |              | 2,400,000     |
| Construction of a new Abbeville Mental Health Clinic                              | 41/49 | 1,800,000   |      |            |            |              | 1,800,000     |
| Harris Hospital Pavement and Exterior Lighting Renovations                        | 42/49 | 600,000     |      |            |            |              | 600,000       |
| Interior renovations of patient areas at Harris Psychiatric Hospital              | 43/49 | 920,000     |      |            |            |              | 920,000       |
| Harris Psychiatric Hospital Renovation and Expansion of A&D and Public Safety     | 44/49 | 500,000     |      |            |            |              | 500,000       |
| Construction of a new Brook Pine CRCF and Gaston Clinic                           | 45/49 | 3,600,000   |      |            |            |              | 3,600,000     |
| Construction of an addition to the Clarendon Mental Health Clinic                 | 46/49 | 2,000,000   |      |            |            |              | 2,000,000     |
| Construction of a new Bishopville Mental Health Clinic                            | 47/49 | 2,400,000   |      |            |            |              | 2,400,000     |
| Construction of a new Union Mental Health Clinic                                  | 48/49 | 2,400,000   |      |            |            |              | 2,400,000     |
| Construction of a new McCormick Mental Health Clinic                              | 49/49 | 1,397,000   |      |            |            |              | 1,397,000     |
| Plan Year 2022 Total  |       | 21,017,000  |      |            |            |              | 21,017,000    |
| Department of Mental Health Total   |       | 156,489,448 |      | 79,055,547 | 13,943,595 |              | 249,488,590   |

|             |  |
|-------------|--|
| AGENCY NAME | South Carolina Department of Mental Health |
| AGENCY CODE | J12  |



## Comprehensive Permanent Improvement Plan

### PLAN SUBMISSION

This submission presents this agency's Comprehensive Permanent Improvement Plan and includes all permanent improvements as defined in Code Section 2-47-50 that are projected and proposed as of the date this document is signed. The submission of this Comprehensive Plan is authorized by the undersigned who certifies that the information presented is true and correct.

We certify that all funds available to this agency from its own sources or capabilities for financing permanent improvements have been applied to projects proposed in this plan. For 2017-2018, we certify that the funds projected for expenditure are, or with reasonable certainty will be, available to this agency.

Indicate the number of project worksheets accompanying this submission.

48

Check here if the agency has no permanent improvement projects to be included in the plan.

Identify your agency's contacts for this submission:

|                   | Name           | Phone        | Email                     |
|-------------------|----------------|--------------|---------------------------|
| PRIMARY CONTACT   | Pete Creighton | 803-530-3667 | peter.creighton@scdmh.org |
| SECONDARY CONTACT | Jeff White     | 803-935-5624 | jeffrey.white@scdmh.org   |

I have reviewed and approved this submission, which is complete and accurate to the extent of my knowledge.

|                 | Agency Director                            | Board or Commission Chair            |
|-----------------|--|--------------------------------------|
| SIGN/DATE       | <i>Debbie Calcote 6/11/2019</i>            | <i>Mark W. Binkley</i>               |
| TYPE/PRINT NAME | Debbie Calcote, Director of Administration | Mark Binkley, Interim State Director |

*This form must be signed by the department head — not a delegate.*





| File Number   | Agency Ref. | Plan Year |    | Overall |    |   |
|---------------|-------------|-----------|----|---------|----|---|
|               |             |           | of |         | of |   |
| FY1 2019-2020 |             |           |    |         |    |   |
| 101           | DMH01       | 1         | 6  | 1       | 48 | 700,000 VVH Chiller Replacement   |
| 102           | 9759        | 2         | 6  | 2       | 48 | 1,600,000 J12-9759-ML, Coastal Empire Community Mental Health Center HVAC     |
| 103           | 9736        | 3         | 6  | 3       | 48 | 15,967,812 J12-9736-FW; Harris Hospital HVAC/Fire Sprinkler Renovations       |
| 104           | 9751        | 4         | 6  | 4       | 48 | 3,600,000 J12-9751-JM; Crafts Farrow Campus Electrical Distribution System Re |
| 105           | DMH02       | 5         | 6  | 5       | 48 | 3,500,000 Community Buildings Deferred Maintenance                            |
| 106           | DMH03       | 6         | 6  | 6       | 48 | 1,000,000 Inpatient Buildings Deferred Maintenance                            |
| FY2 2020-2021 |             |           |    |         |    |   |
| 207           | 9766        | 1         | 10 | 7       | 48 | 4,619,727 Harris Hospital Renovations Lodges A, G, H, J, and K                |
| 208           | DMH04       | 2         | 10 | 8       | 48 | 3,300,000 Crafts Farrow State Hospital and Tucker Center Laundries            |
| 209           | DMH05       | 3         | 10 | 9       | 48 | 1,600,000 Waccamaw Center for Mental Health HVAC, Sprinkler, Fire Alarm and   |
| 210           | DMH06       | 4         | 10 | 10      | 48 | 12,430,000 Anderson-Oconee-Pickens Mental Health Center Construction          |
| 211           | DMH07       | 5         | 10 | 11      | 48 | 12,430,000 Catawba Mental Health Center Construction                          |
| 212           | DMH08       | 6         | 10 | 12      | 48 | 8,050,000 Columbia Area Mental Health Center Construction Phase III           |
| 213           | DMH09       | 7         | 10 | 13      | 48 | 3,940,000 Campbell State Veterans Nursing Home Renovations                    |
| 214           | DMH10       | 8         | 10 | 14      | 48 | 1,000,000 Roddey Nursing Home Floor Replacement                               |
| 215           | DMH11       | 9         | 10 | 15      | 48 | 2,000,000 Demolish four vacant buildings on the Crafts Farrow campus          |
| 216           | DMH12       | 10        | 10 | 16      | 48 | 450,000 Morris Village Nursing Station Renovations                            |
| FY3 2021-2022 |             |           |    |         |    |   |
| 317           | 9737        | 1         | 9  | 17      | 48 | 54,100,000 J12-9737-LC; State Veterans Nursing Home Central                   |
| 318           | DMH13       | 2         | 9  | 18      | 48 | 2,420,000 Bryan Psychiatric Hospital Roof & HVAC Replacements                 |
| 319           | DMH14       | 3         | 9  | 19      | 48 | 1,700,000 Bryan Lodges (Water Isolation, Tile Replacement and Storefront Repl |
| 320           | DMH15       | 4         | 9  | 20      | 48 | 350,000 Bryan & MV Sidewalk Construction, Repairs and Covers                  |
| 321           | DMH16       | 5         | 9  | 21      | 48 | 2,200,000 Central Administrative Building Renovation                          |
| 322           | DMH17       | 6         | 9  | 22      | 48 | 350,000 Physical Medicine Building A/C and Roof Replacement                   |
| 323           | DMH18       | 7         | 9  | 23      | 48 | 500,000 Morris Village Administrative Modularity and West Classroom Replace   |
| 324           | DMH19       | 8         | 9  | 24      | 48 | 1,485,000 DIS Central Pharmacy Construction                                   |
| 325           | DMH20       | 9         | 9  | 25      | 48 | 1,700,000 Building 29 Roof Replacement  |
| FY4 2022-2023 |             |           |    |         |    |   |

|     |       |    |    |    |    |  |
|-----|-------|----|----|----|----|--|
| 426 | DMH21 | 1  | 12 | 26 | 48 | 1,800,000 Construction of a new Abbeville Mental Health Clinic                 |
| 427 | DMH22 | 2  | 12 | 27 | 48 | 3,245,000 Construction of a second floor addition to the Charleston MHC Childr |
| 428 | DMH23 | 3  | 12 | 28 | 48 | 300,000 Harris Hospital Activity Shelters Construction                         |
| 429 | DMH24 | 4  | 12 | 29 | 48 | 14,000,000 Lexington County Community Mental Health Center                     |
| 430 | DMH25 | 5  | 12 | 30 | 48 | 1,200,000 Tucker Center Storage Building Construction                          |
| 431 | DMH26 | 6  | 12 | 31 | 48 | 550,000 Storm Drainage Improvements at Bryan                                   |
| 432 | DMH27 | 7  | 12 | 32 | 48 | 1,400,000 Crafts Farrow Campus Road/Parking Lot Repairs and Repavement         |
| 433 | DMH28 | 8  | 12 | 33 | 48 | 1,800,000 Kershaw Mental Health Clinic Addition and Roof Replacement           |
| 434 | DMH29 | 9  | 12 | 34 | 48 | 3,600,000 Cherokee Mental Health Clinic Construction                           |
| 435 | DMH30 | 10 | 12 | 35 | 48 | 1,680,000 Crafts Farrow Building 17, Public Safety Renovation                  |
| 436 | DMH31 | 11 | 12 | 36 | 48 | 2,560,000 Crafts Farrow Building 6 Renovation                                  |
| 437 | DMH32 | 12 | 12 | 37 | 48 | 1,400,000 North Augusta Satellite Mental Health Center - New Construction      |

|               |  |  |  |  |  |  |
|---------------|--|--|--|--|--|--|
| FY5 2023-2024 |  |  |  |  |  |  |
|---------------|--|--|--|--|--|--|

|     |       |    |    |    |    |  |
|-----|-------|----|----|----|----|--|
| 538 | DMH33 | 1  | 11 | 38 | 48 | 3,000,000 Construction of a new Pickens Mental Health Center                   |
| 539 | DMH34 | 2  | 11 | 39 | 48 | 2,400,000 Construct a new Aiken Barnwell Mental Health Clinic to replace the t |
| 540 | DMH35 | 3  | 11 | 40 | 48 | 2,000,000 Edgefield Mental Health Clinic Construction                          |
| 541 | DMH36 | 4  | 11 | 41 | 48 | 600,000 Harris Hospital Pavement and Exterior Lighting Renovations             |
| 542 | DMH37 | 5  | 11 | 42 | 48 | 920,000 Interior renovations of patient areas at Harris Psychiatric Hospital   |
| 543 | DMH38 | 6  | 11 | 43 | 48 | 500,000 Harris Psychiatric Hospital Renovation and Expansion of A&D and Pul    |
| 544 | DMH39 | 7  | 11 | 44 | 48 | 3,600,000 Construction of a new Brook Pine CRCF and Gaston Clinic              |
| 545 | DMH40 | 8  | 11 | 45 | 48 | 2,000,000 Construction of an addition to the Clarendon Mental Health Clinic    |
| 546 | DMH41 | 9  | 11 | 46 | 48 | 2,400,000 Construction of a new Bishopville Mental Health Clinic               |
| 547 | DMH42 | 10 | 11 | 47 | 48 | 2,400,000 Construction of a new Union Mental Health Clinic                     |
| 548 | DMH43 | 11 | 11 | 48 | 48 | 1,397,000 Construction of a new McCormick Mental Health Clinic                 |

C, Sprinkler System, Fire alarm and Roof Replacements

Innovations

1 Roof Replacement

Crafts Farrow State Hospital and Tucker Center Laundries

2,550,000 construction

2,626,500 Y1 Inflation

2,705,295 Y2 Inflation

270,530 10% Contingency

216,424 A&E

15,000 3rd Party

20,000 Abatement

3,227,248 Total

acement)

ment

Men's Clinic Wing

Hartzog Clinic

Public Safety

## Bureau of Labor Statistics (May 2018): SC\_NC\_GA

| Occupation code Title |   | Employment<br>Estimated # of<br>Workers<br>(1) | Mean<br>Annual<br>Wage<br>(2) | Mean<br>Hourly<br>Wage | Employed<br>RSE<br>(3) | Location<br>quotient<br>(4) | Mean<br>Wage RSE<br>(3) |
|-----------------------|---|--|-------------------------------|------------------------|------------------------|-----------------------------|-------------------------|
| 21-1018               | <i>Substance Abuse, Behavioral Disorder, and Mental Health Counselors</i> |  |                               |                        |                        |                             |                         |
|                       | <b>North Carolina</b>   | 7,870  | \$48,900                      | \$23.51                | 4.30%                  | 0.97                        | 1.30%                   |
|                       | <b>Georgia</b>  | 5,870  | \$45,150                      | \$21.71                | 8.60%                  | 0.72                        | 2.10%                   |
|                       | <b>South Carolina</b>   | 1,760  | <b>\$38,410</b>               | \$18.46                | 8.40%                  | 0.46                        | 2.30%                   |
| 21-1012               | <i>Educational, Guidance, Vocational, and School Counselors</i>           |  |                               |                        |                        |                             |                         |
|                       | <b>Georgia</b>  | 10,060   | \$56,500                      | \$27.16                | 3.40%                  | 1.16                        | 2.00%                   |
|                       | <b>South Carolina</b>   | 4,870  | <b>\$52,890</b>               | \$25.43                | 2.40%                  | 1.2                         | 2.40%                   |
|                       | <b>North Carolina</b>   | 6,380  | \$50,140                      | \$24.11                | 3.30%                  | 0.74                        | 0.80%                   |

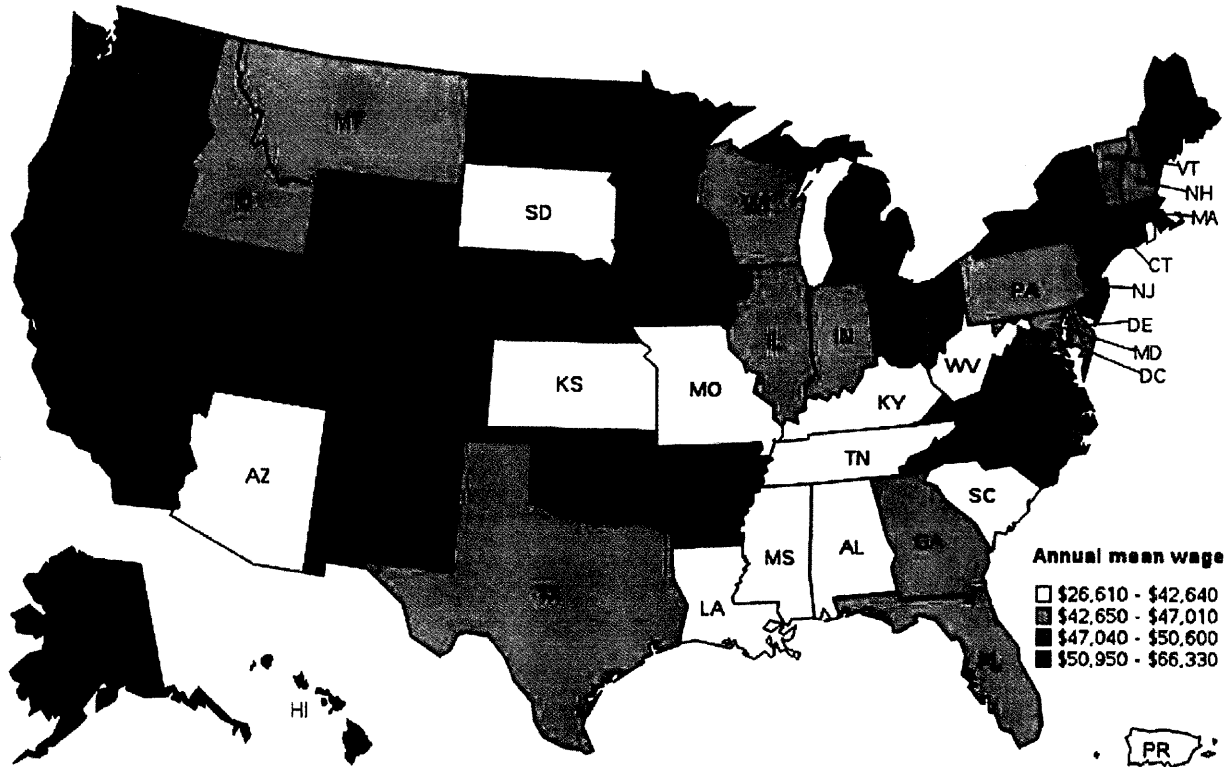
(1) Estimates do not include self-employed workers.

(2) Annual wages have been calculated by multiplying the hourly mean wage by a "year-round, full-time" hours figure of 2,080 hours.

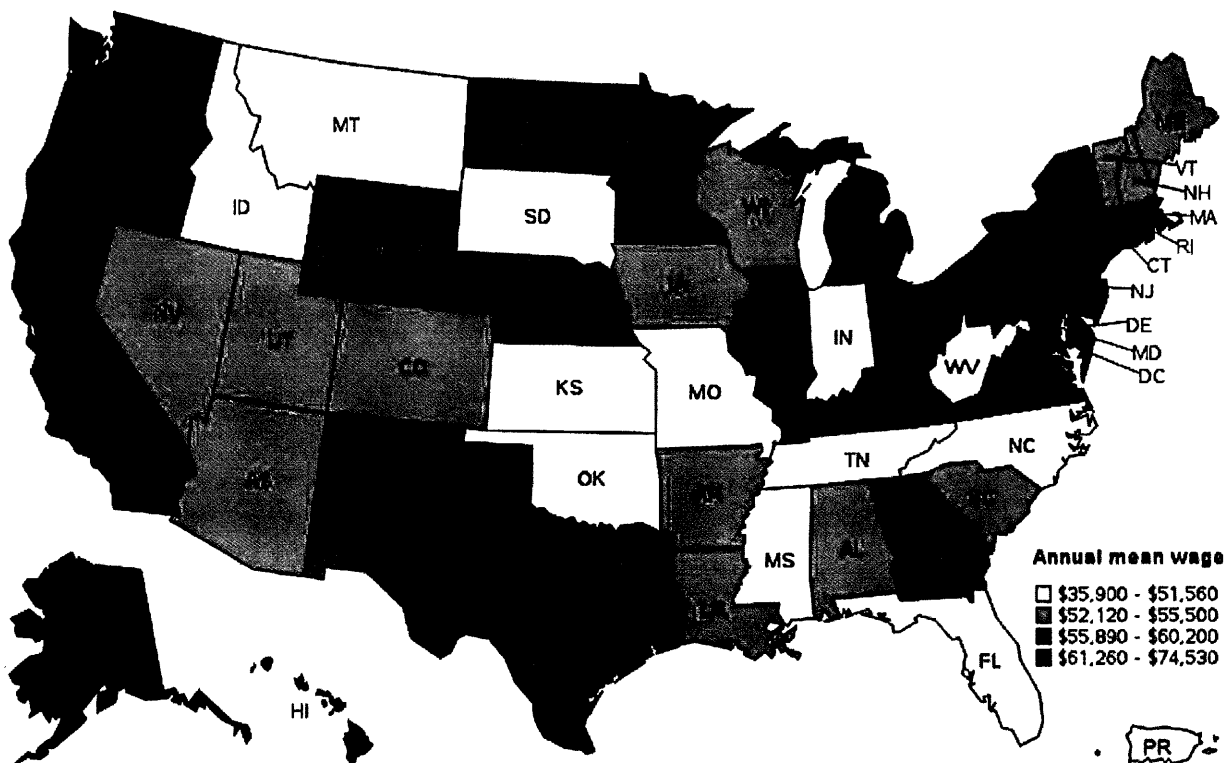
(3) The relative standard error (RSE) is a measure of the reliability of a survey statistic. The smaller the relative standard error, the more precise the estimate.

(4) The location quotient is the ratio of the area concentration of occupational employment to the national average concentration. Greater than one indicates the occupation has a higher share of employment than average, and less than one indicates the occupation is less prevalent in the area than average.

Annual mean wage of substance abuse, behavioral disorder, and mental health counselors by state, May 2018



Annual mean wage of educational, guidance, school, and vocational counselors by state, May 2018



# Occupational Employment and Wages, May 2018

## 21-1018 Substance Abuse, Behavioral Disorder, and Mental Health Counselors

Counsel and advise individuals, families, or groups to prevent or treat substance abuse problems, behavioral disorders, or a broad range of mental health issues in order to promote optimum mental and emotional health.

[National estimates for this occupation](#)

[Industry profile for this occupation](#)

[Geographic profile for this occupation](#)

National estimates for this occupation: [Top](#)

Employment estimate and mean wage estimates for this occupation:

| Employment (1) | Employment RSE (3) | Mean hourly wage | Mean annual wage (2) | Wage RSE (3) |
|----------------|--------------------|------------------|----------------------|--------------|
| 267,730        | 1.1 %              | \$23.04          | \$47,920             | 0.5 %        |

Percentile wage estimates for this occupation:

| Percentile      | 10%      | 25%      | 50% (Median) | 75%      | 90%      |
|-----------------|----------|----------|--------------|----------|----------|
| Hourly Wage     | \$13.58  | \$16.80  | \$21.46      | \$27.68  | \$35.09  |
| Annual Wage (2) | \$28,240 | \$34,950 | \$44,630     | \$57,580 | \$72,990 |

Industry profile for this occupation: [Top](#)

Industries with the highest published employment and wages for this occupation are provided. For a list of all industries with employment in this occupation, see the [Create Customized Tables](#) function.

Industries with the highest levels of employment in this occupation:

| Industry   | Employment (1) | Percent of industry employment | Hourly mean wage | Annual mean wage (2) |
|--|----------------|--------------------------------|------------------|----------------------|
| <a href="#">Outpatient Care Centers</a>  | 62,310         | 6.76                           | \$22.24          | \$46,260             |
| <a href="#">Individual and Family Services</a>   | 47,560         | 1.96                           | \$22.98          | \$47,790             |
| <a href="#">Residential Intellectual and Developmental Disability, Mental Health, and Substance Abuse Facilities</a> | 36,050         | 5.64                           | \$19.59          | \$40,750             |
| <a href="#">Offices of Other Health Practitioners</a>  | 22,140         | 2.43                           | \$24.89          | \$51,760             |
| <a href="#">Local Government, excluding schools and hospitals (OES Designation)</a>                                  | 20,370         | 0.37                           | \$27.00          | \$56,160             |

Industries with the highest concentration of employment in this occupation:

| Industry   | Employment (1) | Percent of industry employment | Hourly mean wage | Annual mean wage (2) |
|--|----------------|--------------------------------|------------------|----------------------|
| <a href="#">Outpatient Care Centers</a>  | 62,310         | 6.76                           | \$22.24          | \$46,260             |
| <a href="#">Psychiatric and Substance Abuse Hospitals</a>  | 14,070         | 5.83                           | \$22.46          | \$46,720             |
| <a href="#">Residential Intellectual and Developmental Disability, Mental Health, and Substance Abuse Facilities</a> | 36,050         | 5.64                           | \$19.59          | \$40,750             |
| <a href="#">Other Residential Care Facilities</a>  | 6,870          | 4.21                           | \$19.64          | \$40,840             |
| <a href="#">Offices of Other Health Practitioners</a>  | 22,140         | 2.43                           | \$24.89          | \$51,760             |

Top paying industries for this occupation:

| Industry  | Employment (1) | Percent of industry employment | Hourly mean wage | Annual mean wage (2) |
|---|----------------|--------------------------------|------------------|----------------------|
| <a href="#">Junior Colleges</a>   | 180            | 0.02                           | \$30.65          | \$63,760             |
| <a href="#">Insurance Carers</a>  | 720            | 0.06                           | \$29.14          | \$60,610             |
| <a href="#">Agencies, Brokerages, and Other Insurance Related Activities</a>        | 130            | 0.01                           | \$28.87          | \$60,060             |
| <a href="#">Colleges, Universities, and Professional Schools</a>                    | 3,150          | 0.10                           | \$27.05          | \$56,270             |
| <a href="#">Local Government, excluding schools and hospitals (OES Designation)</a> | 20,370         | 0.37                           | \$27.00          | \$56,160             |